


PORTER'S

WASHINGTON AVENUE, ONAWAY, MICHIGAN 49765

PHONE (517) 733-8813

U
R
V
E
Y





PORTER'S SURVEY was established in 1970 to provide the services of Registered Land Surveyors to Northern Michigan. In 10 years we have produced over 80 plats, some including over 400 lots, have brushed thousands of miles of survey lines and surveyed thousands of 10-acre parcels. Although our primary service area lies in Presque Isle, Montmorency, Alpena, Cheboygan Counties, we are prepared to serve the area bounded by Pinconning, Alpena, Sault Ste. Marie and Kalkaska. Our varied work experience has brought us close association with a multitude of technical specialists. From a single lot survey to major construction projects, **PORTER'S SURVEY** is the name to remember.



DELMER E. PORTER, principal of **PORTER'S SURVEY**, has been surveying for 25 years. From his days as a University of Michigan student through his years of broad experience he knows that a knowledge of law as it pertains to the land is as essential as his mastery of surveying. Involved in his community, Mr. Porter is the Presque Isle County Surveyor, on the County Planning Commission, president of the Onaway Board of Education, and a member of the Michigan Society of Registered Land Surveyors.




RONALD R. BISCHER, supervisor of field operations, also brings experience from the Michigan Department of Transportation to **PORTER'S SURVEY**. From the Michigan College of Mines and Technology he progressed through original survey, state and interstate highway work. A licensed assessor as well as registered surveyor, he is familiar with most of Northern Michigan.






FROM CHAIN SAWS AND PICKUP TRUCKS, SNOWMOBILES AND SWAMP BUGGIES...



TO "STATE OF THE ART" COMPUTERS, electronic range finders and other equipment, **PORTER'S SURVEY** is able to expeditiously complete the job. Snow, water and mud are no longer major obstructions to progress. Hewlett-Packard 85 computer completes in minutes projects that formerly required hours and even days of work at a drafting board. In addition to great savings of time, a wide variety of programs is on hand to handle a broad range of work.



XEROX 3100 will provide copies of drawings and documents from postage stamp dimensions to 14x24 inches. From one to a thousand crisp, clean original quality reproductions can be produced quickly.




With our **XEROX TELE-COPIER PORTER'S SURVEY** is able to transmit drawings to distant locations with receiving facilities almost instantly. Detailed survey information can be as close as your telephone.





AMONG THE MAJOR PROJECTS accomplished by **PORTER'S SURVEY** was the construction staking of a section of Interstate Highway I-75. We provided all survey work for 20 miles of roadway and five bridges. Cuts of well over 75 feet in depth were made through the hills. Earth was moved into a marsh and beaver pond which now supports a super-elevated, curving overpass bridge, entrance and exit ramps. From clearing and grubbing stakes through footings to final deck grades, the performance of **PORTER'S SURVEY** personnel was acclaimed by the prime contractor.



FINDING A TREE BLAZED 80 YEARS AGO or a point set in the ground even earlier is all in a day's work for **PORTER'S SURVEY**. Woods and swamps, lakes and fields, villages and cities are home to our crews. After recovering over 500 points in the recent Presque Isle County Remonumentation Project, **PORTER'S SURVEY** knows well the location of the Government Land Office corner monuments — we put them there!



FATHER MARQUETTE MEMORIAL PARK is located outside the city of St. Ignace and west of the northern terminus of the Mackinac Bridge. Called in to help solve early problems, PORTER'S SURVEY stayed to complete the layout work. Situated on the sloping north shore of Lake Michigan, the chapel, museum and parking lots are at different elevations. The park is designed to fit the terrain rather than make radical changes in the natural configuration of the area.



PORTER'S SURVEY WILL FIND THE BOUNDARIES of a lot on which to build a cabin, lay out a pipeline or expressway, plat an area of any size or lay out a route of any length and do it quickly, efficiently and accurately. We have platted areas both large and small, have brushed thousands of miles of line and surveyed thousands of parcels through Northern Michigan. And we're growing. **PORTER'S SURVEY** can do at least as much for you.



W
↑
ps

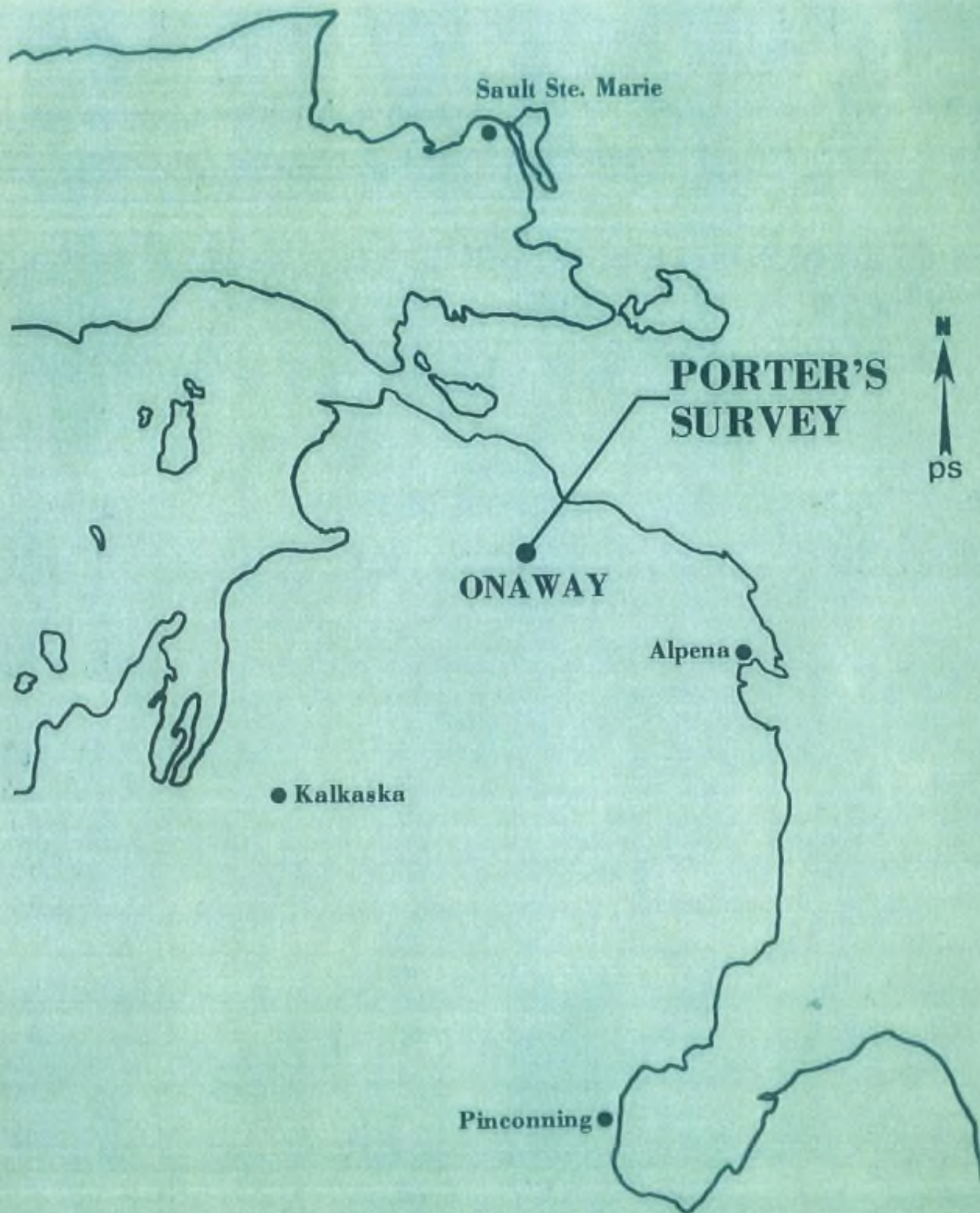
PORTER'S SURVEY has a history of efficiency, accuracy, competence and accomplishment. And we're also sufficiently flexible and accommodating to study carefully your requirements and problems.

PORTER'S SURVEY

Washington Avenue

ONAWAY, MICHIGAN 49765

PHONE (517) 733-8813



PORTER'S SURVEY
PLOTTING THE NORTH!

PORTER'S

WASHINGTON AVENUE, ONAWAY, MICHIGAN 49765

PHONE (517) 733-8813

U
R
V
E
Y

